

Upute za korištenje EasyChair konferencijskog sustava HRO CIGRE 2018

Prijava referata

Ako ste već koristili EasyChair na 13. Savjetovanju ili prije tada ne trebate otvoriti račun. Za one koji se prvi put prijavljuju stvara se novi račun – korak 1. Oni koji imaju već otvoreni račun mogu ići na korak 2. Prijava sažetaka.

Korak 1. Otvaranje korisničkog računa

1. Kada kliknete na link koji ste dobili:
<https://easychair.org/conferences/?conf=hrocigre2018>
pojavi vam se ekran za prijavu



Log in to EasyChair for HRO CIGRE 2018

EasyChair uses cookies for user authentication. To use EasyChair, you should **allow your browser to save cookies from easychair.org**.

User name:	<input type="text"/>
Password:	<input type="password"/>
<input type="button" value="Log in"/>	
If you have no EasyChair account, create an account	
Forgot your password? click here	
Problems to log in? click here	

i potrebno je kliknuti na [create an account](#).

Tekst na ekranu u izvornom obliku glasi:


If you have not EasyChair account, [create an account](#).

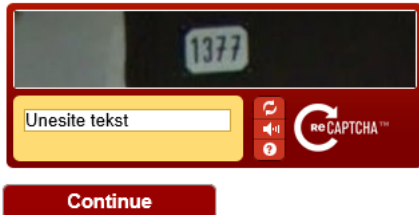
2. Klikom na njega pojavljuje se novi ekran:

Create an EasyChair Account: Step 1

To use EasyChair, one should first create an account. The procedure for creating an account is the following.

1. You should type the text that you see in the image below and click on "Continue".
2. If you type the text correctly, you will be asked to fill out a simple form with your personal information.
3. After you filled out the form, EasyChair will send you an email with a link that you can use to complete the account creation.

Enter the text you see in the box. Doing so helps us to prevent automated programs from abusing this service. If you cannot read the text, click the reload image  next to the text.



Create on EasyChair Account: Step 1

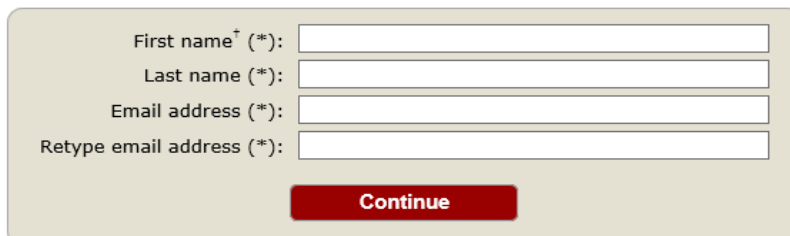
Potrebno je utipkati riječ koju vidite na slici (najčešće brojevi, ali može biti i tekst) i pritisnuti „Continue“.

3. Ako ste utipkali ispravno, pojaviti će se novi ekran:

Create an EasyChair Account: Step 2

Please fill out the following form. The required fields are marked by (*)

Note that **the most common reason for failing to create an account is an incorrect email address** so please type your email address correctly.



† Note: leave first name blank if you do not have one. If you are not sure how to divide your name into the first and last name, [read the Help article about names.](#)

You may also be interested about [our policy for using personal information.](#)

gdje se unose osobni podaci (ime, prezime i mail). E-mail adresa se tipka još jednom da bi se izbjegla eventualna pogreška u tipkanju. Zato provjerite da li ste točno utipkali adresu jer ona je ključni podatak vaše daljnje komunikacije.

Potvrdite unos.

4. Nakon što unesete podatke dobit ćete e-mail na vašu e mail adresu s linkom za stvaranje osobnog računa na EasyChair-u.



pon 8.2.2016 20:30

EasyChair <noreply@easychair.org>

EasyChair account confirmation

Prima act-plavec@vz.htnet.hr

Uklonili smo dodatne prijelome redaka u ovoj poruci.

Dear Pero Perić,

We received a request to create an EasyChair account for you. To create an EasyChair account, please click this link:

<https://easychair.org/account/create.cgi?code=FYWRDKc6WW1VGH4mU4qS>

Best regards,
EasyChair.

Please do not reply to this email. This email address is used only for sending email so you will not receive a response.

5. Klikom na link idete na zadnji ekran za prijavu:

Create an EasyChair Account: Last Step

Hello Pero Perić! To complete the creation of your account please fill out the following form. You should create the account within 20 minutes, otherwise you will have to fill out this form from scratch.

User names are case-insensitive

User name:

First name[†]:

Last name (*):

Company/organization (*):

Web site:

Phone (*):

Address, line 1 (*):

Address, line 2:

City (*):

Post code (*):

State (US only) (*):

Country (*):

Password (*):

Retype the password (*):

Create my account

[†] Note: leave first name blank if you do not have one. If you are not sure how to divide your name into the first and last name, [read the Help article about names.](#)
You may also be interested about [our policy for using personal information.](#)

Prvo ispunjavate vaše korisničko ime. U pravilu je to kombinacija slova imena i prezimena.



Možete koristiti korisničko ime koje već imate na nekom drugom računu tipa Gmail, Facebook,...

EasyChair provjerava da li već postoji i ako ne postoji dozvoljava vam da idete na ime tvrtke (ime i prezime već ima).

Zadnji korak je lozinka (Password). Ona se tipka dva puta i budite oprezni da utipkate ono što želite. Pazite na velika i mala slova. Po završetku pritisnite na dnu ekrana:

Create my account.

Nakon toga pojavljuje se novi ekran s tekstom:

Account Created

Your EasyChair account has been created.

To log in for [click here.](#)



Log in to EasyChair for HRO CIGRE 2018


EasyChair uses cookies for user authentication. To use EasyChair, you should **allow your browser to save cookies from easychair.org.**

User name:	<input type="text"/>
Password:	<input type="password"/>
<input type="button" value="Log in"/>	
If you have no EasyChair account, create an account	
Forgot your password? click here	
Problems to log in? click here	

Sada se možete prijaviti sa svojim korisničkim imenom i lozinkom.

Korak 2. Prijava Sažetaka (za autore)

1. Prijavite se u HRO CIGRE 2018 sustav na EasyChair-u (EC).
2. <https://easychair.org/conferences/?conf=hrocigre2018>



EC My EasyChair

Conferences CFPs News EasyChair

HRO CIGRE 2018 (13. simpozij HRO CIGRÉ)

You have no roles at HRO CIGRE 2018.
This conference accepts new submissions. You can log in as an author to make a submission:

- [enter as an author](#)

Ako ste novi korisnik kliknite na [enter as an autor](#) . Ako ste stari korisnik, izaberete konferenciju HRO CIGRE 2018 i ulogu (rolu) autora.

Sada možete izabrati Temu 1 ili Temu 2 (Select Track). Ako vam se ne pojavi slijedeći ekran, ponovite New Submission. Nakon toga se obavezno pojavi ekran s odabirom Teme 1 ili Teme 2:

EC HRO-CIGRE2018 [Help](#) / [Log out](#)

Submissions Reviews Status PC Events Email Administration HRO-CIGRE2018 Premium News EasyChair

Select a Track

Please select the track relevant for your submission and click "Continue".

- Tema 1 - Napredne tehnologije i rješenja za unaprjeđenje sigurnosti vođenja elektroenergetskog sustava / Topic 1 Advanced technologies an soltions for improvement of power system operation security
- Tema 2 - Promjena paradigme razvoja elektroenergetskog sustava i tržišta / Topic 2 - Paradigme change of Power System and Electricity Market Development

Continue

- Izaberete Tema 1 ili Temu 2 u koji pripada vaš referat.
- Slijedi prijava autora:



Author Information

For each of the authors please fill out the form below. Some items on the form are explained here:

- **Email address** will only be used for communication with the authors. It will not appear in public \
- **Web site** can be used on the conference Web pages, for example, for making the program. It sho
- Each author marked as a **corresponding author** will receive email messages from the system ab
- One of the authors should be marked as a **speaker**. If you are not sure, choose your best guess.

Author 1 ([click here to add yourself](#)) ([click here to add an associate](#))

First name[†] (*):

Last name (*):

Email (*):

Country (*):

Organization (*):

Web site:

corresponding author

Author 2 ([click here to add yourself](#)) ([click here to add an associate](#))

First name[†] (*):

Last name (*):

Email (*):

Country (*):

Organization (*):

Web site:

corresponding author

Author 3 ([click here to add yourself](#)) ([click here to add an associate](#))

First name[†] (*):

Last name (*):

Email (*):

Country (*):

Organization (*):

Web site:

corresponding author

[Click here to add more authors](#)

Ako ste vi prvi autor, dovoljno je kliknuti pod Autor 1 ([click here to ad yourself](#)).

Na kraju imate kućicu da li želite da korespondencija ide na vas.

5. Slijedi unos ostalih autora. Ako su kojim slučajem i oni registrirani na EasyChair-u pogledajte na [click here to add associate](#) pa ih možete jednostavno dodati jednim klikom.
6. Po završetku unosa autora ide unos naziva, sažetka i ključnih riječi.
 Naziv - Title
 Sažetak – Abstract oko 300 riječi (ne više od 3.000 znakova)
 Ključne riječi – Keywords (unose se barem tri riječi i svaka ide u novi red).

Title and Abstract

The title and the abstract should be entered as plain text, they should not contain HTML elements.

Title (*):

The abstract should not exceed 3000 characters

Abstract (*):

Keywords

Type a list of keywords (also known as key phrases or key terms), **one per line** to characterize your submission. You should specify at least three keywords.

Keywords (*):

Topics

Please select topics relevant to your submission from the following list.

<input type="checkbox"/> 1. Regionalni koordinatori za sigurnost i uklapanje u postojeće modele vođenja <input type="checkbox"/> 3. Nova tehnološka rješenja za siguran pogon i vođenje EES <input type="checkbox"/> 5. Sustavi zaštite, automatizacije, nadzora i obrane EES u stvarnom vremenu <input type="checkbox"/> 7. ICT rješenja visoke pouzdanosti i kibernetičke sigurnosti i primjena u elektroprivredi <input type="checkbox"/> 9. Telekomunikacijske mreže, usluge i tehnologije	<input type="checkbox"/> 2. Pogon i vođenje EES-a tijekom poremećaja i restauracije <input type="checkbox"/> 4. Sekundarni sustavi na sučelju prijenosne mreže, distribucijske mreže i postrojenja korisnika <input type="checkbox"/> 6. Revitalizacija, održavanje i gospodarenje suvremenim sekundarnim sustavima električnih postrojenja <input type="checkbox"/> 8. Digitalna transformacija elektroprivrednih djelatnosti primjenom naprednih mreža
--	---

Uploads

7. Izabere se preferencijalna tema – Topics (označi se kvadratić, samo jedan!).
8. Upload funkcija je za predaju referata u *.pdf ili *.docx formatu. Kod prijave sažetaka ona se preskače.
9. Potvrdi se unos na **Submit**.
10. Predane prijave referata sa sažetkom mogu se kasnije modificirati ponovnim logiranjem u sustav i klikom na "Submission N" pojaviti će se u gornjem desnom kutu information Meni koji će vam pomoći u modifikaciji prijave referata. N je broj prijave vašeg referata u sustav.



HRO-CIGRE2018 (author) 13. SIMPOZIJ O SUSTAVU VOĐENJA EES-a Help / Log out

New Submission Submission 1 HRO-CIGRE2018 **Home** EasyChair

HRO-CIGRE2018 Submission 1

If you want to **change any information** about your paper, use links in the upper right corner.
 For all questions related to processing your submission you should contact the conference organizers. [Click here to see information about this conference.](#)

[Update information](#)
[Update authors](#)
[Add file](#)
[Withdraw](#)

Paper 1

Title:	Pametna brojila ukucanstvu
Track:	Tema 1 - Napredne tehnologije i rjesenja za unaprjeđenje sigurnosti vođenja elektroenergetskog sustava / Topic 1 Advanced technologies an solutions for improvement of power system operation security
Author keywords:	pametna brojila pametni ugovori blockchain digitalna transformacija
Topics:	8. Digitalna transformacija elektroprivrednih djelatnosti primjenom naprednih mreža
Abstract:	U ovom referatu opisan je sustav uvođenja pametnih brojila u kućanstva i efekti takvo sustava vezano na distributere, kućanstva i energetske učinkovitost.
Submitted:	Feb 14, 17:11 GMT
Last update:	Feb 14, 17:11 GMT

Authors						
first name	last name	email	country	organization	Web page	corresponding?
Nikola	Plavec	nikola@plavec.hr	Croatia	ACT Plavec	http://www.plavec.hr	✓