

Upute za korištenje EasyChair konferencijskog sustava HRO CIGRE 2016

Prijava referata

Ako ste već koristili EasyChair na 11. Savjetovanju tada ne trebate otvoriti račun. Za one koji se prvi put prijavljuju stvara se novi račun.

Kako se stvara račun?

1. Kada kliknete na link koji ste dobili:
<https://easychair.org/conferences/?conf=hrocigre2016>
pojavi vam se ekran za prijavu



Log in to EasyChair for HRO-CIGRE 2016

EasyChair uses cookies for user authentication. To use EasyChair, you should **allow your browser to save cookies from easychair.org**.

User name:	<input type="text"/>
Password:	<input type="password"/>
<input type="button" value="Log in"/>	
If you have no EasyChair account, create an account	
Forgot your password? click here	
Problems to log in? click here	

i potrebno je kliknuti na [create an account](#).

Tekst na ekranu u izvornom obliku glasi:


If you have not EasyChair account, [create an account](#).

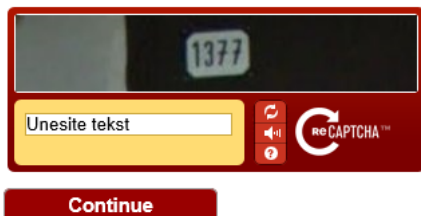
2. Klikom na njega pojavljuje se novi ekran:

Create an EasyChair Account: Step 1

To use EasyChair, one should first create an account. The procedure for creating an account is the following.

1. You should type the text that you see in the image below and click on "Continue".
2. If you type the text correctly, you will be asked to fill out a simple form with your personal information.
3. After you filled out the form, EasyChair will send you an email with a link that you can use to complete the account creation.

Enter the text you see in the box. Doing so helps us to prevent automated programs from abusing this service. If you cannot read the text, click the reload image  next to the text.



Create on EasyChair Account: Step 1

Potrebno je utipkati riječ koju vidite na slici (najčešće brojevi, ali može biti i tekst) i pritisnuti „Continue“.

3. Ako ste utipkali ispravno, pojaviti će se novi ekran:

Create an EasyChair Account: Step 2

Please fill out the following form. The required fields are marked by (*)

Note that **the most common reason for failing to create an account is an incorrect email address** so please type your email address correctly.



† Note: leave first name blank if you do not have one. If you are not sure how to divide your name into the first and last name, [read the Help article about names.](#)

You may also be interested about [our policy for using personal information.](#)

gdje se unose osobni podaci (ime, prezime i mail). E-mail adresa se tipka još jednom da bi se izbjegla eventualna pogreška u tipkanju. Zato provjerite da li ste točno utipkali adresu jer ona je ključni podatak vaše daljnje komunikacije.

Potvrdite unos.

4. Nakon što unesete podatke dobit ćete e-mail na vašu e mail adresu s linkom za stvaranje osobnog računa na EasyChair-u.



pon 8.2.2016 20:30

EasyChair <noreply@easychair.org>

EasyChair account confirmation

Prima act-plavec@vz.htnet.hr

 Uklonili smo dodatne prijelome redaka u ovoj poruci.

Dear Pero Perić,

We received a request to create an EasyChair account for you. To create an EasyChair account, please click this link:

<https://easychair.org/account/create.cgi?code=FYWRDKc6WW1VGH4mU4qS>

Best regards,
EasyChair.

Please do not reply to this email. This email address is used only for sending email so you will not receive a response.

5. Klikom na link idete na zadnji ekran za prijavu:

Create an EasyChair Account: Last Step

Hello Pero Perić! To complete the creation of your account please fill out the following form. You should create the account within 20 minutes, otherwise you will have to fill out this form from scratch.

User names are case-insensitive

User name:

First name[†]:

Last name (*):

Company/organization (*):

Web site:

Phone (*):

Address, line 1 (*):

Address, line 2:

City (*):

Post code (*):

State (US only) (*):

Country (*):

Password (*):

Retype the password (*):

Create my account

[†] Note: leave first name blank if you do not have one. If you are not sure how to divide your name into the first and last name, [read the Help article about names.](#)

You may also be interested about [our policy for using personal information.](#)

Prvo ispunjavate vaše korisničko ime. U pravilu je to kombinacija slova imena i prezimena.

Možete koristiti korisničko ime koje već imate na nekom drugom računu tipa Gmail, Facebook,...

EasyChair provjerava da li već postoji i ako ne postoji dozvoljava vam da idete na ime tvrtke (ime i prezime već ima).

Zadnji korak je lozinka (Password). Ona se tipka dva puta i budite oprezni da utipkate ono što želite. Pazite na velika i mala slova. Po završetku pritisnite na dnu ekrana:

Create my account.

Nakon toga pojavljuje se novi ekran s tekстом:

Account Created

Your EasyChair account has been created.

To log in for [click here.](#)



Log in to EasyChair for HRO-CIGRE 2016


EasyChair uses cookies for user authentication. To use EasyChair, you should **allow your browser to save cookies from easychair.org.**

User name:	<input type="text"/>
Password:	<input type="password"/>
<input type="button" value="Log in"/>	
If you have no EasyChair account, create an account	
Forgot your password? click here	
Problems to log in? click here	

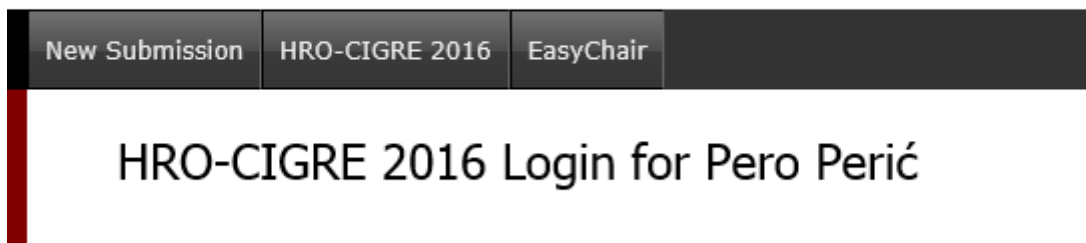
Sada se možete prijaviti sa svojim korisničkim imenom i lozinkom.

Kako se predaje sažetak? (za autore)

1. Prijavi se u HRO-CIGRE2016 sustav na EasyChair-u (EC).
2. <https://easychair.org/conferences/?conf=hrocigre2016>



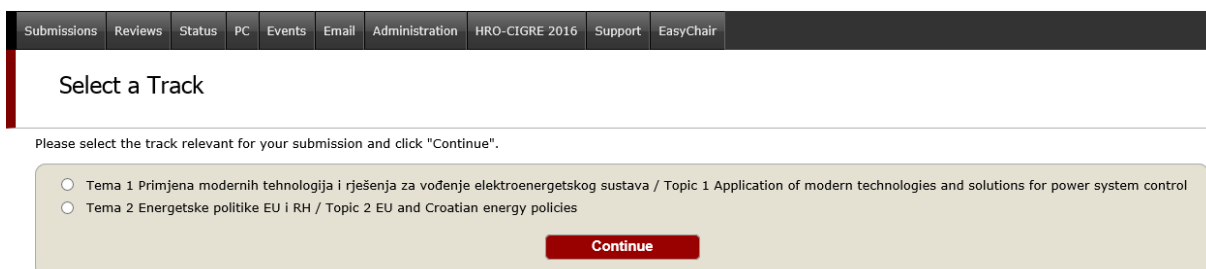
3. [Idete na New Submission – gornjatraka izbornika - lijevo](#)



Pero Perić, welcome to EasyChair! You are logged in as author.

4. Potvrdite da prihvaćate uvjete korištenja – ako ste novi korisnik

Ako vam se ne pojavi slijedeći ekran, ponovite New Submission. Nakon toga se pojavi ekran s odabirom Tema:



5. Izaberete Temu 1 ili Temu 2.

6. Slijedi prijava autora:

(Tema 1 / Topics 1)

Author Information

For each of the authors please fill out the form below. Some items on the form are explained here:

- **Email address** will only be used for communication with the authors. It will not appear in public \
- **Web site** can be used on the conference Web pages, for example, for making the program. It sho
- Each author marked as a **corresponding author** will receive email messages from the system ab
- One of the authors should be marked as a **speaker**. If you are not sure, choose your best guess.

Author 1 ([click here to add yourself](#)) ([click here to add an associate](#))

First name[†] (*):

Last name (*):

Email (*):

Country (*):

Organization (*):

Web site:

corresponding author

Author 2 ([click here to add yourself](#)) ([click here to add an associate](#))

First name[†] (*):

Last name (*):

Email (*):

Country (*):

Organization (*):

Web site:

corresponding author

Author 3 ([click here to add yourself](#)) ([click here to add an associate](#))

First name[†] (*):

Last name (*):

Email (*):

Country (*):

Organization (*):

Web site:

corresponding author

[Click here to add more authors](#)

Ako ste vi prvi autor, dovoljno je kliknuti pod Autor 1 ([click here to ad yourself](#)).

Na kraju imate kućicu da li želite da korespondencija ide na vas.

7. Slijedi unos ostalih autora. Ako su kojim slučajem i oni registrirani na EasyChair-u pogledajte na [click here to add associate](#) pa ih možete jednostavno dodati jednim klikom.
8. Po završetku unosa autora ide unos naziva, sažetka i ključnih riječi.
 Naziv - Title
 Sažetak – Abstract oko 300 riječi (ne više od 3.000 znakova)
 Ključne riječi – Keywords (unose se barem tri riječi i svaka ide u novi red).

The title and the abstract should be entered as plain text, they should not contain HTML elements.

Title (*):

The abstract should not exceed 3000 characters

Abstract (*):

Keywords

Type a list of keywords (also known as key phrases or key terms), **one per line** to characterize your submission. You should specify at least three keywords.

Keywords (*):

Topics

Please select topics relevant to your submission from the following list.

<input type="checkbox"/> 1. Trendovi u planiranju i vođenju povezanih europskih mreža / Trends in planning and operation of interconnected European grids	<input type="checkbox"/> 2. Određivan distribuiranih izvora električne energije na pogon EES-a / Impact of distributed generation on power system operation
<input type="checkbox"/> 3. Utjecaj distribuiranih izvora električne energije na pogon EES-a / Impact of distributed generation on power system operation	<input type="checkbox"/> 4. Sustavi na real-time aplikacijama / Real-time applications
<input type="checkbox"/> 5. Informacijsko-komunikacijska rješenja u funkciji vođenja elektroenergetskog sustava / ICT solutions for power system control	<input type="checkbox"/> 6. Telekomunikacije / Telecommunications
<input type="checkbox"/> 7. Mjerni i obračunski sustavi i sustavi za kvalitetu električne energije / Mjerni i obračunski sustavi i sustavi za kvalitetu električne energije	<input type="checkbox"/> 8. Postojeći i novi sustavi / Existing and new systems

Uploads

9. Izabere se preferencijalna tema (označi se kućicu).
10. Potvrdi se unos na **Submit**.
11. Predane prijave referata sa sažetkom mogu se kasnije modificirati ponovnim logiranjem u sustav i klikom na "My submissions". Meni na desno će vam pomoći u modifikaciji prijave referata.